

VRLA AGM Battery

BT-HSE-65-12 [12V65Ah]



General Features

- Designed floating charging service life: 12 years (25°C)
- Sealed and maintenance free operation
- Safety valve installation for explosion proof
- Low self-discharge characteristic, approx 3% of capacity per month at 20°C (average)
- Wide operating temperature range from 0°C~40°C
- Lead Aluminum calcium Tin alloy high energy, prevent corrosion

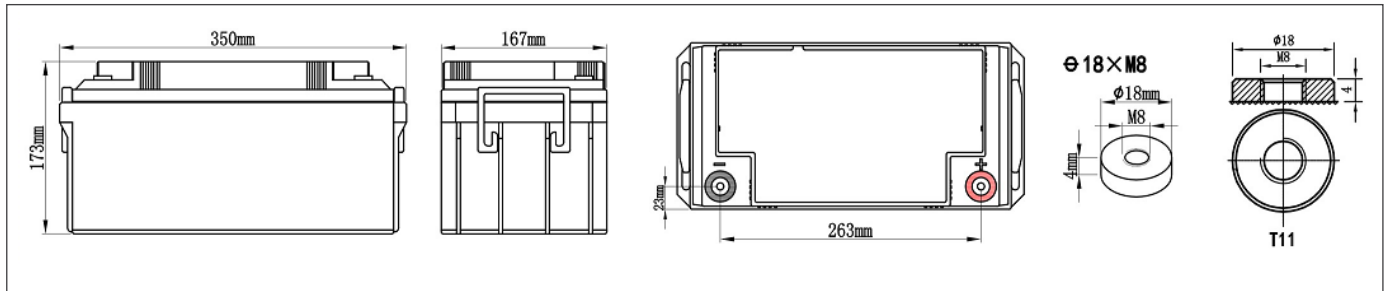
Application

- DC power supply
- UPS/EPS power supply
- Electrical devices & instruments
- Security and fire alarm systems
- Telecom stations and power stations
- Medical equipment
- Emergency lighting systems

Physical Specifications

Nominal Voltage	Nominal Capacity (10HR)	Dimension				Weight ±3%	Internal Resistance (In full charge status)	Standard Terminals
		L	W	H	TH			
12V	65AH	350±3mm	167±2mm	173±3mm	173±3mm	Approx 19.5kg (42.8lbs)	≤6.6mΩ	T11 (standard)

Dimensions



Constant-Voltage Charge

Rated Capacity	
20 hours rate (3.25A)	69.0AH
10 hours rate (6.50A)	65.5AH
5 hours rate (11.05A)	55.3AH
3 hours rate (16.25A)	49.0AH
1 hour rate (39.0A)	39.0AH
Capacity affected by Temperature	
40°C (104°F)	103%
25°C (77°F)	100%
0°C (32°F)	86%

Cycle Application

1. Limit initial current less than 16.25A.
2. Charge until battery voltage (under charge) reaches 14.1V to 14.4V at 25°C(77°F).
3. Hold at 14.1V to 14.4V until current drop to under 0.42A for at least 3 hours.
4. Temperature compensation coefficient of charging voltage is -30mV/°C.

Standby Service

1. Hold battery across constant voltage source of 13.6 to 13.8 volts with current limit 16.25A continuously. When held at this voltage, the battery will seek its own current level and maintain itself in a fully charge status.
2. Temperature compensation coefficient of charging voltage is -18mV/°C.

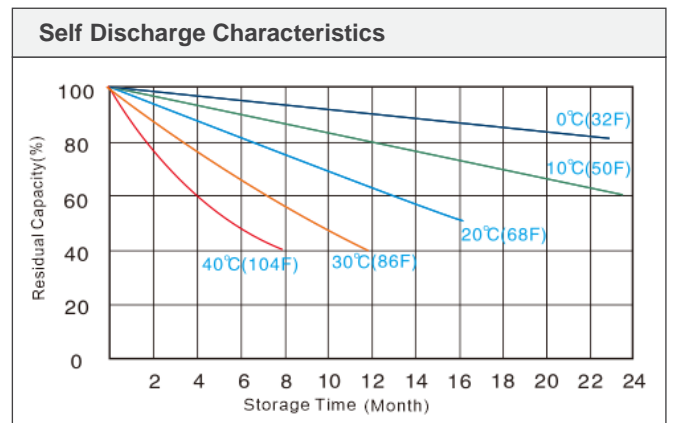
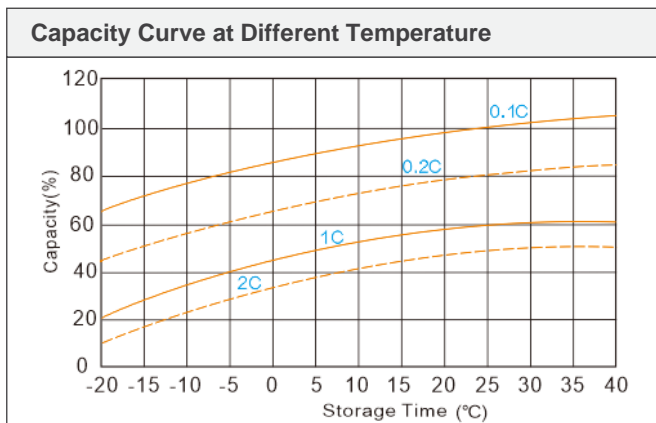
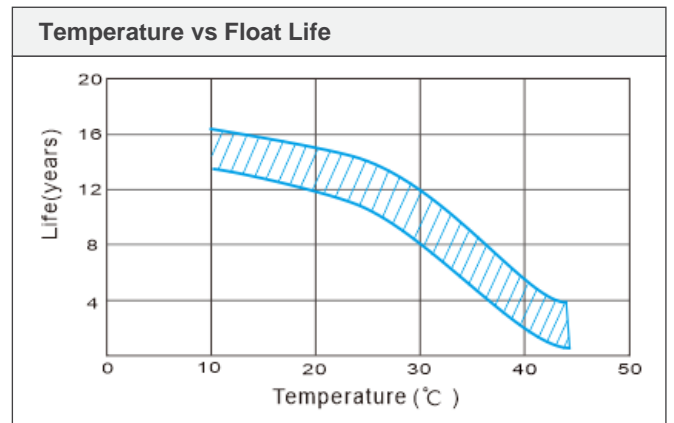
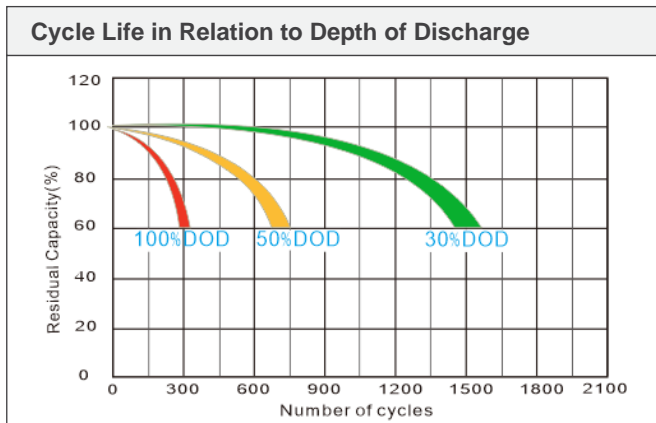
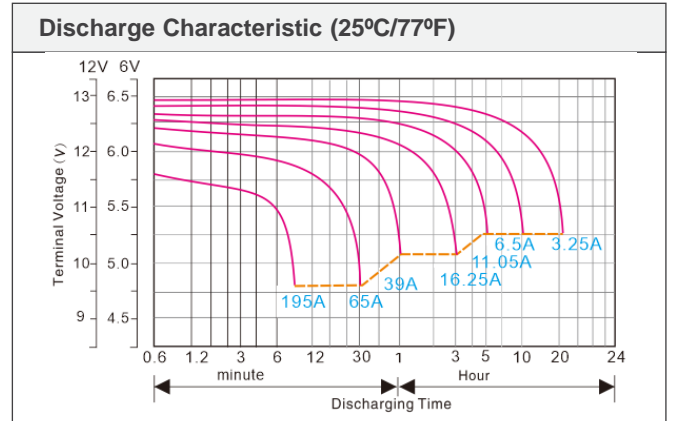
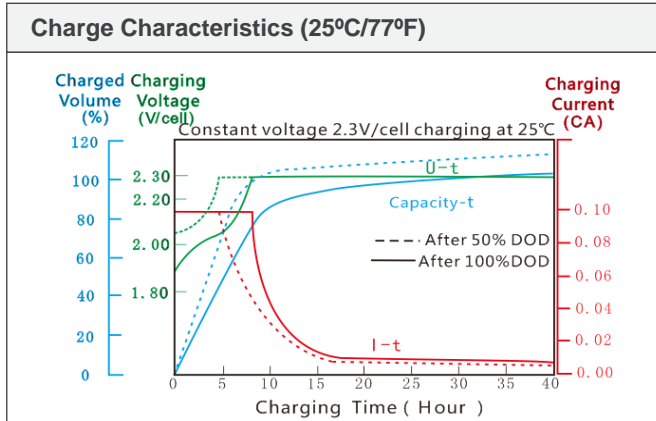
Maximum Discharge Current (5s): 620A

NOTE : The battery should be charged within 6 months of storage, Otherwise, permanent loss of capacity might occur as a result of sulfation

Battery Discharge Table

End Voltage	Minute (M)				Hour (H)							
	10	15	30	45	1	1.5	2	3	5	8	10	20
Constant Current Discharge Data Sheet (@25°C) Unit: A												
9.6V	158	125	70	60	41	33	27.5	17.4	11.8	8.1	6.77	3.58
9.9V	150	119	67	58	40	32	26.8	16.9	11.5	7.9	6.71	3.54
10.2V	143	114	64	56	39	31	26.1	16.5	11.2	7.8	6.64	3.51
10.5V	137	108	61	55	38	30	25.5	16.1	10.9	7.6	6.58	3.47
10.8V	130	103	58	53	37	30	24.9	15.7	10.7	7.5	6.51	3.44
Constant Power Discharge Data Sheet (@25°C) Unit: W												
9.6V	1630	1375	904	635	528	384	288	214	138	104.9	81.2	43.6
9.9V	1552	1309	861	613	515	375	281	209	135	102.8	80.4	43.2
10.2V	1478	1247	820	592	502	366	274	204	131	100.8	79.6	42.7
10.5V	1408	1188	781	572	490	357	268	199	128	98.8	78.8	42.3
10.8V	1341	1131	744	553	478	348	261	194	125	96.9	78.0	41.9

Performance Characteristics



FACTORY ADDRESS:
 Road No.6, An Phuoc IP, An Phuoc Ward, Long Thanh District,
 Dong Nai Province, Vietnam

☎ 0084-978366669
 📠 0084-2513686918

✉ sales@saite.vn
 🌐 www.saite.vn